

MODEL NUMBER	INPUT VOLTAGE	OUTPUT VOLTAGE	OUTPUT CURRENT	INPUT CURRENT		% EFF	CASE
				NO LOAD	FULL LOAD		
UM2701	12 VDC	5 VDC	3000 mA	50 mA	1605 mA	78	B
UM2702		12 VDC	1250 mA	50 mA	1565 mA	80	
UM2703		15 VDC	1000 mA	50 mA	1565 mA	80	
UM2704		±5 VDC	±1000 mA	50 mA	1070 mA	78	
UM2705		±12 VDC	±625 mA	50 mA	1545 mA	81	
UM2706		±15 VDC	±500 mA	50 mA	1545 mA	81	
UM2709		3.3 VDC	3000 mA	50 mA	1115 mA	74	
UM2711	24 VDC	5 VDC	3000 mA	20 mA	785 mA	80	B
UM2712		12 VDC	1250 mA	20 mA	765 mA	82	
UM2713		15 VDC	1000 mA	20 mA	765 mA	82	
UM2714		±5 VDC	±1000 mA	20 mA	520 mA	80	
UM2715		±12 VDC	±625 mA	20 mA	755 mA	83	
UM2716		±15 VDC	±500 mA	20 mA	750 mA	83	
UM2717		+5/±12 VDC	1000±250 mA	25 mA	566 mA	81	
UM2718		+5/±15 VDC	1000±200 mA	25 mA	566 mA	81	
UM2719		3.3 VDC	3000 mA	20 mA	545 mA	76	
UM2721	48 VDC	5 VDC	3000 mA	10 mA	390 mA	80	B
UM2722		12 VDC	1250 mA	10 mA	380 mA	82	
UM2723		15 VDC	1000 mA	10 mA	380 mA	82	
UM2724		±5 VDC	±1000 mA	10 mA	260 mA	80	
UM2725		±12 VDC	±625 mA	10 mA	375 mA	83	
UM2726		±15 VDC	±500 mA	10 mA	375 mA	83	
UM2727		+5/±12 VDC	1000±250 mA	20 mA	283 mA	81	
UM2728		+5/±15 VDC	1000±200 mA	20 mA	283 mA	81	
UM2729		3.3 VDC	3000 mA	10 mA	270 mA	76	

NOTE: Maximum capacitive load across the each output ports should not be over following indicated values.

MODEL NUMBER	UM27X1	UM27X9	UM2702	UM2712	UM2722	UM27X3	UM27X4	UM27X5	UM27X6	UM27X7	UM27X8
MAXIMUM CAPACTIVE LOAD(uf)	+2200	+470	+680	+330	+470	+330	+470	+330	+270	+330	+330
							-470	-330	-270	+68	+68
										-68	-68

CASE B

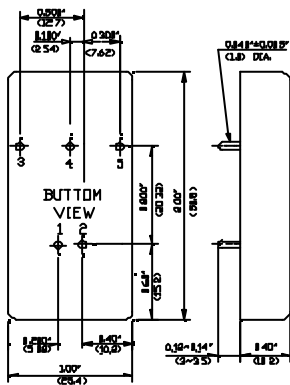


Fig.A

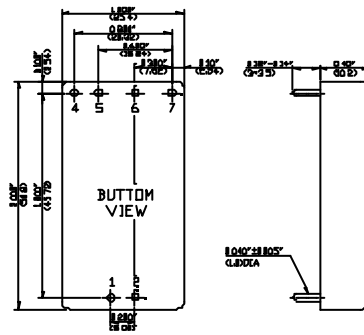


Fig.B

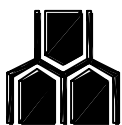
PIN CONNECTIONS		
Fig	A	B
Pin	Single/Dual	Triple
1	+Input	+Input
2	-Input	-Input
3	+Output	No pin
4	Common/ NP*	+Aux. out
5	-Output	-Aux. out
6	-	Common
7	-	+5V out

*NP(No Pin) ON SINGLE OUTPUT MODELS

All dimensions in inches (mm).

Tolerance .xx =±0.04

.xxx=±0.010



**UNIVERSAL
MICROELECTRONICS**

3,27TH RD., TAICHUNG INDUSTRIAL PARK,
TAICHUNG, TAIWAN, R.O.C.

TEL: 886-4-23590096 FAX: 886-4-23590129