
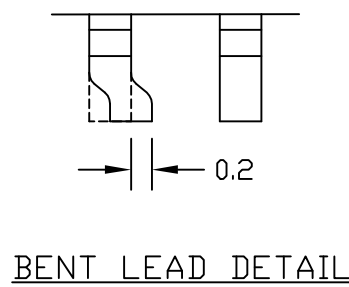


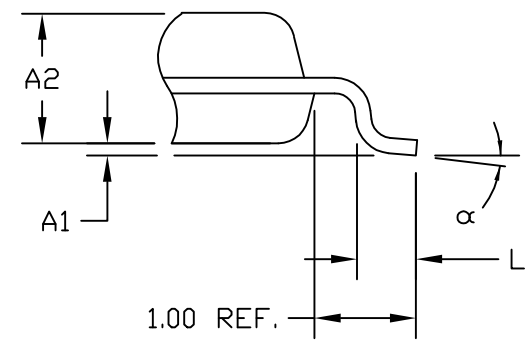
TOP VIEW



SIDE VIEW



JEDEC VARIATION		
	ADD	
	80 LEAD	
	MIN.	MAX.
A	---	1.20
A ₁	0.05	0.15
A ₂	.95	1.05
D	13.80	14.20
D ₁	11.80	12.20
E	13.80	14.20
E ₁	11.80	12.20
e	0.5 BSC.	
L	0.45	0.75
b	0.17	0.27
c	0.09	0.20
α	0°	7°
Pkg. Codes: C80-1; C80-2; C80-3		



DETAIL A

NOTES:

1. ALL DIMENSIONING AND TOLERANCING CONFORM TO ANSI Y14.5-1982.
2. CONTROLLING DIMENSION: MILLIMETER.
3. THIS OUTLINE CONFORMS TO JEDEC PUBLICATION 95 REGISTRATION MS-026.
4. LEADS SHALL BE COPLANAR WITHIN 0.08mm.
5. MARKING IS FOR PACKAGE ORIENTATION REFERENCE ONLY.
6. LEAD CENTERLINES TO BE AT TRUE POSITION AS DEFINED BY BASIC DIMENSION "e", ±0.05.

-DRAWING NOT TO SCALE-

TITLE: PACKAGE OUTLINE, 80L TQFP, 12x12x1.0mm	
APPROVAL	DOCUMENT CONTROL NO. 21-0072
REV. C	1/1